


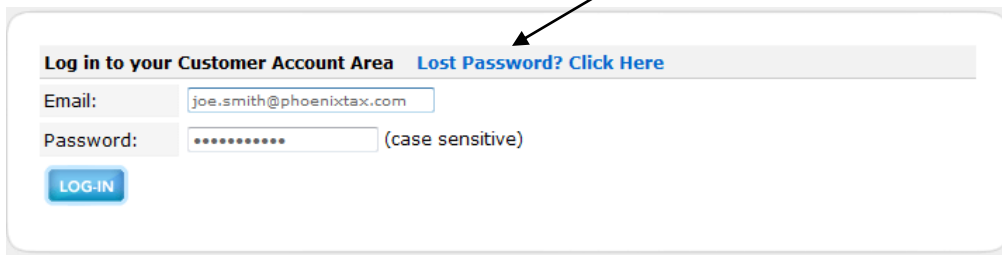
## How do I download my PDF Course?

You can download your PDF Course by logging into your account on [www.PhoenixTax.com](http://www.PhoenixTax.com).

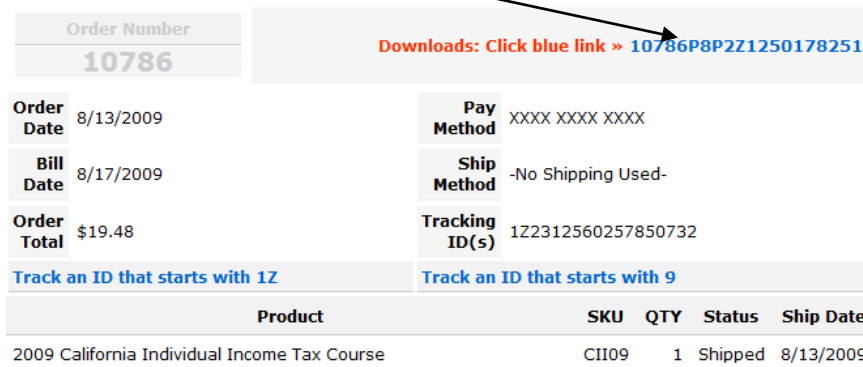
1. Go to [www.PhoenixTax.com](http://www.PhoenixTax.com)
2. Click on the My Account Link



3. Enter your **email address** and **password**. *The password is case sensitive*. This must be the same email address and password you used when you placed your order. If you don't remember your password, click on **Lost Password** and enter your email address to have your password emailed to you.

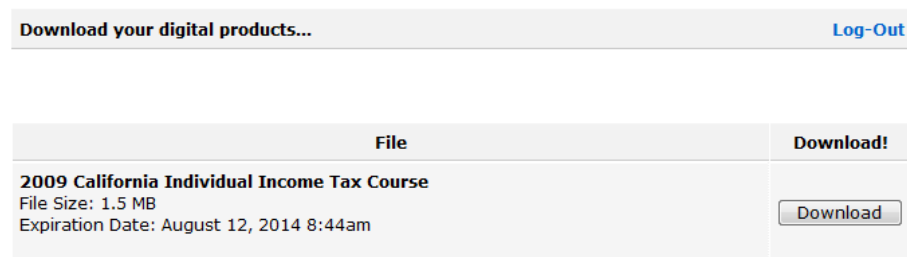


4. Click on the blue alpha-numeric hyperlink.



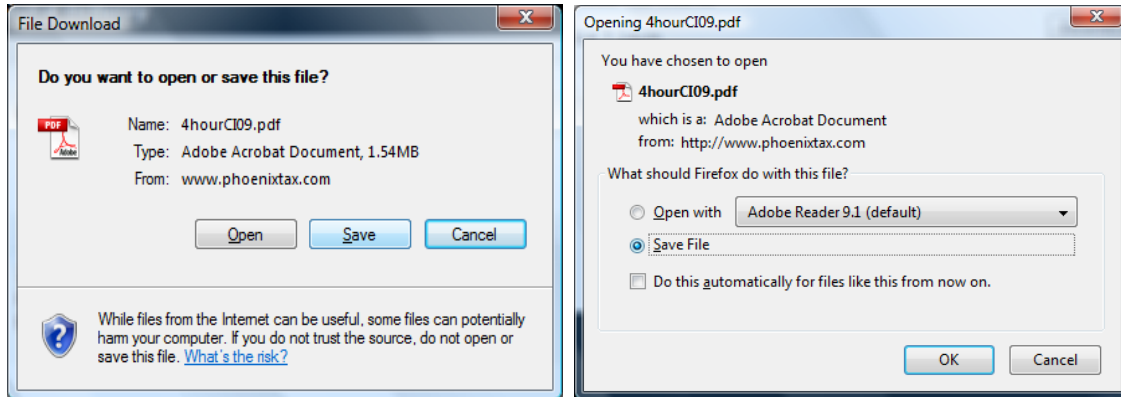
Order Number	<b>Downloads: Click blue link » 10786P8P2Z1250178251</b>			
10786				
Order Date	8/13/2009	Pay Method	XXXX XXXX XXXX	
Bill Date	8/17/2009	Ship Method	-No Shipping Used-	
Order Total	\$19.48	Tracking ID(s)	1Z2312560257850732	
<a href="#">Track an ID that starts with 1Z</a>		<a href="#">Track an ID that starts with 9</a>		
Product	SKU	QTY	Status	Ship Date
2009 California Individual Income Tax Course	CII09	1	Shipped	8/13/2009

5. Click the Download button

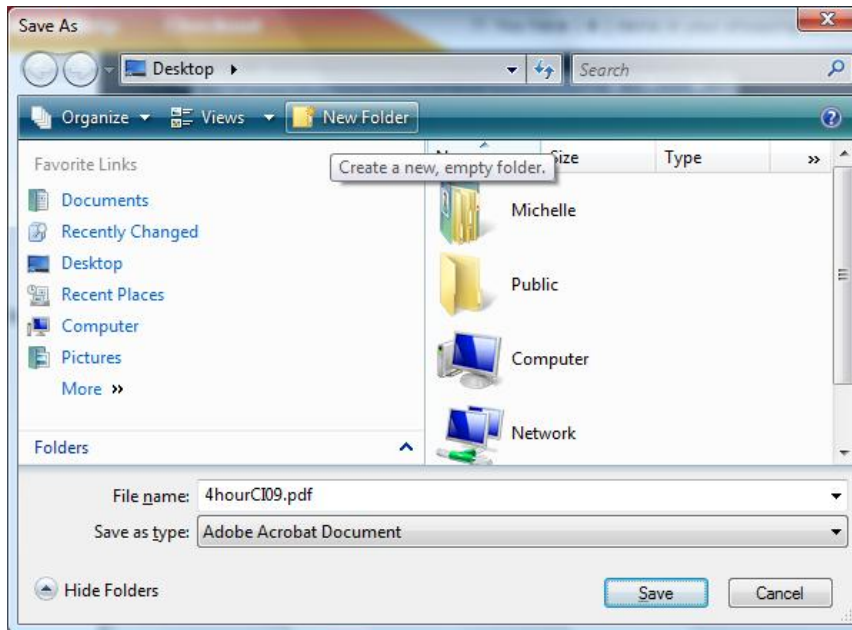


<a href="#">Download your digital products...</a>		<a href="#">Log-Out</a>
File	Download!	
<b>2009 California Individual Income Tax Course</b> File Size: 1.5 MB Expiration Date: August 12, 2014 8:44am	<a href="#">Download</a>	

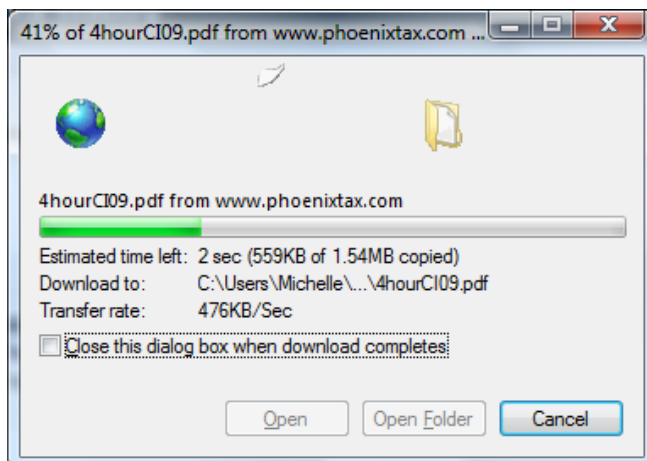
6. Click SAVE or SAVE FILE, depending on your browser version



7. Save the file to your Desktop or favorite location.



8. The file will save



9. Then click Open

